



COUNTRY BRIEF

Population	Ease of doing business rank
213 000	167th
Length of coastline	Exclusive economic zone
269 km	142 563 km²
Average GDP growth	GDP per capita
N/A	USD 2 002

GDP from fisheries

7.69%

Fish available for consumption

29.3 kg/capita

Imports of fish and fish
products - 2019

USD 394 820

Agricultural GDP from fisheries

62.58%

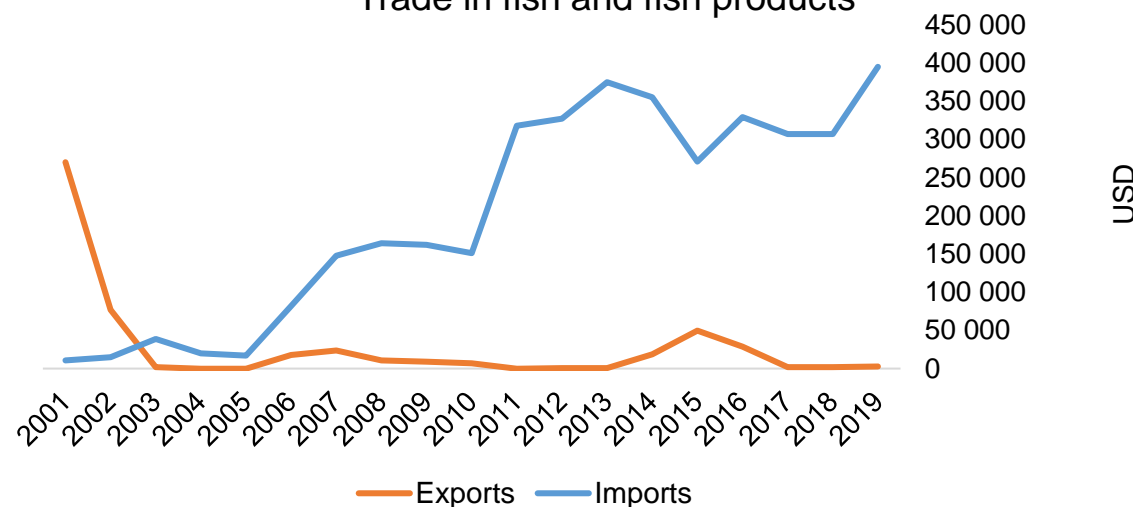
Fisheries and aquaculture
production

Total	4 276 tonnes
Fisheries	100%
Aquaculture	0%

Exports of fish and fish
products - 2019

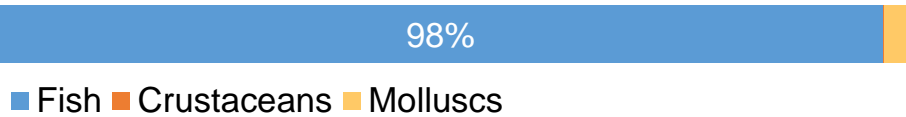
USD 2 730

Trade in fish and fish products

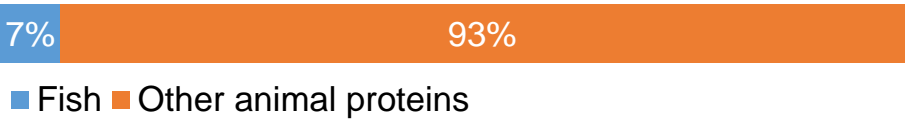


Production and Trade Breakdown


Production by volume



Imports by value



Exports by value



Production - Top 10 Species (Volume)

		Tonnes
1 st	Jacks, crevalles nei	516
2 nd	Scads nei	398
3 rd	Flyingfishes nei	315
4 th	Golden African snapper	229
5 th	Atlantic emperor	222
6 th	Large-eye dentex	218
7 th	Amberjacks nei	173
8 th	African forktail snapper	172
9 th	Flying gurnard	172
10 th	Halfbeaks nei	161

Imports - Top 10 Products (Value)

1 st	Tunas, skipjack, bonito	prepared or preserved; whole or in pieces HS 1604.14	USD 147 560
2 nd	Shrimps, prawns	frozen HS 0306.17	78 450
3 rd	Cod	frozen; excluding fillets, livers and roes HS 0303.63	33 950
4 th	Squid, cuttlefish	dried, smoked, salted or in brine HS 0307.49	11 090
5 th	Cod	dried, whether or not salted; not smoked HS 0305.51	10 570
6 th	Fish	prepared or preserved HS 1604.20	9 780
7 th	Herrings	frozen; excluding fillets, livers and roes HS 0303.51	8 440
8 th	Tunas	frozen; excluding fillets, livers and roes HS 0303.49	8 340
9 th	Atlantic, Danube salmon	fresh or chilled; excluding fillets, livers and roes HS 0302.14	8 230
10 th	Cod	salted or in brine, not dried or smoked HS 0305.62	7 740

Exports - Top 10 Products (Value)

1 st	Fish, other than species in 0305	salted or in brine, not dried or smoked HS 0305.69	USD 1 540
2 nd	Octopus	live, fresh or chilled HS 0307.51	410
3 rd	Fish	dried, whether or not salted; not smoked HS 0305.59	400
4 th	Skipjack, stripe-bellied bonito	fresh or chilled; excluding fillets, livers and roes HS 0302.33	270
5 th	Fish, other than species in 0305.4	smoked, including fillets HS 0305.49	110

A GLOBEFISH Product

Information, Disclaimer

Sources

Established in 1984, GLOBEFISH is a multi-donor funded project in the Fisheries Division of the Food and Agriculture Organization of the United Nations (FAO), responsible for providing up-to-date market and trade information on fish and fish products.

[Visit our website](#)

[Subscribe to our newsletter](#) or [email us](#)

Recent Publications



[Globefish Highlights](#)

Our flagship publication, focused on prices and analysis of market trends covering a variety of major commodities. Released quarterly.



[Chinese Fish Price Report](#)

Comprehensive coverage of Chinese price trends, market information for commercially significant species, along with industry news and policy updates. Released quarterly.



[European Price Report](#)

Market and price analysis for fish and fish products in the European market. Released monthly.



This is the second edition of the GLOBEFISH Market Profiles produced for this country, and was made at the beginning of 2022.

These profiles are based on nationally reported data or information published by international agencies. As the profile is intended to reflect the most up to date information available, reporting years may vary between sections and commodities.

The designations employed and the presentation of material in this information product do not imply the expression of any opinion whatsoever on the part of FAO concerning the legal or constitutional status of any country, territory or sea area, or the delimitation of frontiers or boundaries.

The data herein presented is compiled by FAO staff at the time of its production, "as is" and "as available", and every effort is made to ensure, but not guarantee, their timeliness, accuracy and completeness. FAO assumes no responsibility for errors and omissions in the data provided. Users are, however, kindly asked to report any errors or deficiencies in this product to FAO GLOBEFISH (globefish@fao.org).

Please note

Re-exports and re-imports are not included. The term N/A has been used to indicate that information was not found in the indicated sources. The classification of fish and fish products as either processed or unprocessed is very broad, and is intended for indicative purposes only.

[HS codes for fish and fish products](#)

International trade codes for fish and fish products in a user friendly format.



Sources and time periods:

-Fishing and aquaculture production (2019):
FAO's [Global Fishery and Aquaculture Production Statistics](#)

-Fish available for consumption (2017):
FAO's [Fishery and Aquaculture Statistics 2019](#)

-Population (2019), GDP Growth (2015-2019), GDP per Capita (2019):
IMF's [World Economic Outlook Databases](#)

-Imports, Exports and Share of Trade (2000-2019):
FAO's [Global Fishery and Aquaculture Commodities Statistics](#)

-GDP, GDP from fisheries, GDP from agriculture (2019):
World Bank's [World Development Indicators](#),
OECD's [National Accounts Statistics](#) or
UNSD's [National Accounts](#)

-Ease of doing business (2019):
World Bank's [Ease of Doing Business](#) ranking

-Length of Coastline, Exclusive Economic Zone, Exclusive Fishing Zone (2003):
UNEP's [Global Environment Outlook](#)

[GLOBEFISH](#)

Explore more market information on the GLOBEFISH website



[GLOBEFISH on ISSUU](#)

Read GLOBEFISH publications on ISSUU

